



# Seed Production Guide

ALFALFA | CLOVER | FESCUE | RYEGRASS | TIMOTHY | NATIVE GRASS

# Your Seed Production Specialist

The map shows the provinces of British Columbia (BC), Alberta (AB), Saskatchewan (SK), Manitoba (MB), and Ontario (ON). Specialists are linked to specific regions: Rebecca Spencer (AB), Scott Davie (AB), Allan Wilson (MB), Mac Tkacik (BC), Jordan Schmidt (AB), Doug Senko (SK), and Cord Ferguson (MB). Various cities and towns are marked on the map, including Fort Vermilion, Fort St. John, Dawson Creek, Grande Prairie, Red Deer, Edmonton, Calgary, Okotoks, Medicine Hat, Lethbridge, Nipawin, Regina, Saskatoon, The Pas, Swan River, Dauphin, Portage la Prairie, Brandon, Melita, and Deloraine.

**Rebecca Spencer**  
Rebecca.Spencer@brettyoung.ca  
431-363-1011

**Scott Davie**  
Scott.Davie@brettyoung.ca  
204-212-1025

**Allan Wilson**  
Allan.Wilson@brettyoung.ca  
204-294-6547

**Mac Tkacik**  
Mac.Tkacik@brettyoung.ca  
587-348-4235

**Jordan Schmidt**  
Jordan.Schmidt@brettyoung.ca  
403-360-6969

**Doug Senko**  
Doug.Senko@brettyoung.ca  
306-401-0138

**Cord Ferguson**  
Cord.Ferguson@brettyoung.ca  
204-807-5369

# Come Grow With Us

At BrettYoung, we’re proud of the strategic partnerships we’ve built over our last 90 years. It’s relationships with organizations across Western Canada and around the world that allow us to produce high-quality seed with leading genetics for our customers.

Our partnerships with Western Canadian seed growers are some of our most important, with many of them going back generations. We’ve been through plenty of ups and downs throughout the years, and we’ve grown together—it’s how we became one of Canada’s largest forage and turf seed contractors.

We’ve continued to grow and build on our relationships, investing in the future by building a state-of-the-art cleaning and processing facility in Winnipeg to increase our capacity to better service our customers.

Forage and turf seed production has become an important part of many farms' crop rotations, bringing agronomic benefits and enhanced profitability to growers. At BrettYoung, we work with a range of species offering distinct advantages. If you’re looking for new opportunities to grow your farm, forage and turf seed production could be a great fit.

When you partner with BrettYoung in seed production, you’ll be partnered with your own Seed Production Specialist to guide you through the entire production cycle. They’ll help with crop planning, field scouting, harvest timing and more to help you maximize your returns.

## Let’s grow together.

BrettYoung’s dedicated team of forage and turf Seed Production Specialists serve all key production regions of Western Canada. They’re in the field with you from planting to harvest to delivery, helping you through the entire production process.

Planning	Production	Harvest	Delivery
<ul style="list-style-type: none"><li>• Scouting and field selection</li><li>• Species selection</li><li>• Cover crop recommendations</li><li>• Production planning</li><li>• Contract terms</li></ul>	<ul style="list-style-type: none"><li>• Delivery of stock seed</li><li>• Field scouting</li><li>• Fertility recommendations</li><li>• Herbicide, fungicide and growth regulator recommendations</li></ul>	<ul style="list-style-type: none"><li>• Harvest timing recommendations</li><li>• Equipment setting recommendations</li><li>• Crop sample collection</li><li>• Post-harvest recommendations</li></ul>	<ul style="list-style-type: none"><li>• Communication of delivery schedule</li><li>• Communication of quality analysis</li><li>• Communication of grower payments</li></ul>

# Our Markets

Forages and turfgrasses significantly shape our environments, from agricultural lands to urban landscapes and residential lawns, driving global seed demand worth billions of dollars. Western Canada's premium seed production region delivers quality that meets diverse market needs.

## Our Reach: Global & Versatile

BrettYoung seeds are foundational across several sectors for different purposes:

- **Agriculture:** Enhancing farm productivity
- **Municipal Areas:** Beautifying public spaces
- **Sports Fields & Golf Courses:** Creating durable, pristine playing surfaces
- **Landscaping & Sod Farms:** Supplying robust varieties for all landscaping needs

These unique markets differentiate forage and turfgrass seed production from traditional commodities, offering opportunities for growth, security and risk mitigation for seed producers.



# Our Operations

BrettYoung is a leader in the seed industry, continuously focused on innovation and growth. As a global leader in the forage and turf seed market, we are invested in the growth and sustainability of the markets we serve.

## Our Commitments:

- **Advanced Genetics:** Partnering with top genetic suppliers for premium forage and turf varieties
- **Expert Production:** Collaborating with Western Canada's skilled growers to maintain high-quality seeds
- **Tailored Solutions:** Customizing, processing, coating and packaging to fit specific customer needs
- **Rigorous Standards:** Ensuring the highest purity and performance with thorough seed testing
- **Efficient Logistics:** Streamlining logistics and documentation for timely deliveries
- **Strong Partnerships:** Building lasting relationships that enhance our reliability and service quality

## Focused on the Future

Throughout our 90 years in the seed business, we've remained focused on innovation, continually investing in our business with new equipment, advanced genetics and talented people. This includes our most recent investment in NorthCore—a new state-of-the-art facility with the latest seed cleaning, sorting and packaging technology to expand our capacity to meet our customers' growing needs.

# Benefits of Forage and Turf Seed Production

## Agronomic and Management Benefits

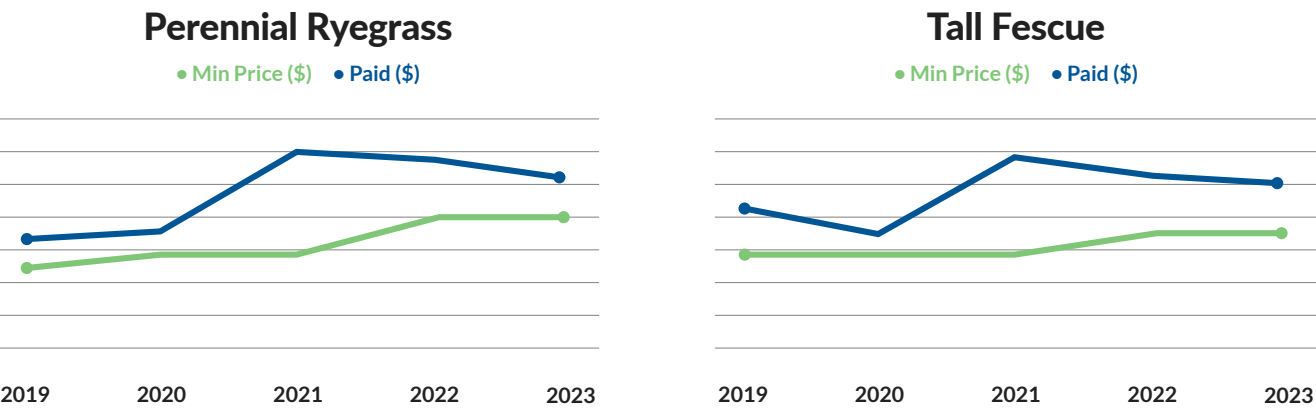
Forage and turf seed production offers many advantages to your farm. BrettYoung works with a wide range of species and can provide unique seed production opportunities to fit your farm’s needs.

## Grass vs Legume Seed Production

Grass Seed Production		Legume Seed Production
Available Species	<ul style="list-style-type: none"><li>Perennial Ryegrass</li><li>Tall Fescue</li><li>Annual Ryegrass</li><li>Fine Fescue</li><li>Meadow Fescue</li><li>Timothy</li><li>Bromegrass</li></ul>	<ul style="list-style-type: none"><li>Alfalfa</li><li>Clover</li><li>Trefoil</li></ul>
Benefits	<ul style="list-style-type: none"><li>Early harvest splits up fall workload</li><li>Increases soil organic matter to improve soils</li><li>Some species have tolerance to salinity, alkalinity and acidity</li><li>Perennial options with multiple crop years reduce planting season workload</li></ul>	<ul style="list-style-type: none"><li>Improved soil health</li><li>Low input requirements</li><li>Nitrogen fixation</li><li>Rotational benefits for following annual crops</li><li>Multiple crop years reduce planting season workload</li></ul>

## Economic Benefits

Forage and turf seed production has an excellent profitability track record. Their markets are unique from other crops, helping you manage your farm’s commodity price risk. BrettYoung’s seed production contracts also allow growers to lock in a minimum price without limiting upside—helping your bottom line.



# Grow Seed and Save

## Seed Grower Partnership Program

The Seed Grower Partnership Program (SGPP) provides BrettYoung seed growers with tools to manage their establishment risk and earn exclusive rebates on BrettYoung canola and soybean seed.

Ask your Seed Production Specialist about our SGPP and how you can qualify.



# Which species is right for your farm?

Do you have livestock?	
Yes	No
These species produce crop residue that can be baled for feed or bedding. Some also regrow after harvest to provide fall grazing opportunities.	These species are well suited for grain operations.
<ul style="list-style-type: none"><li>Annual Ryegrass</li><li>Forage Type Perennial Ryegrass</li><li>Forage Type Tall Fescue</li><li>Timothy</li><li>Meadow Fescue</li><li>Alfalfa</li><li>Clover</li></ul>	<ul style="list-style-type: none"><li>Turf Type Perennial Ryegrass</li><li>Turf Type Tall Fescue</li><li>Alfalfa</li><li>Annual Ryegrass</li></ul>

What's Your Soil Type?		
Highly Productive	Challenging – Low Productivity, Salinity	
<ul style="list-style-type: none"><li>Turf Type Perennial Ryegrass</li><li>Turf Type Tall Fescue</li><li>Alfalfa</li></ul>	Drier Soils	Wetter Soils
	<ul style="list-style-type: none"><li>Tall Fescue</li><li>Alfalfa</li><li>Sweet Clover</li><li>Red Clover</li></ul>	<ul style="list-style-type: none"><li>Tall Fescue</li><li>Timothy</li></ul>

# Seed Production FAQ

## What is the revenue per acre?

Revenue varies by species but with good growing conditions many species return well above commodity crops.

## What is the cost of production?

**Turfgrasses (perennial ryegrass, tall fescue):** Similar to wheat, with seed costs around \$25/acre and similar fertility requirements.

**Alfalfa:** Comparable to canola, with low fertilizer needs and \$20/acre seed costs, but higher costs for fungicides, insecticides and pollination.

**Timothy and clover:** Lower input crops with minimal seed and fertility costs.

## Is crop insurance available, and what does it cover?

Coverage varies by region and species, including establishment and/or production coverage. Consult your Seed Production Specialist for details.

## When do you take delivery?

Seed is received starting at harvest and processed over the next 9-12 months. Delivery varies by demand and species, with guaranteed movement of the entire production.

## How is it priced?

Production contracts offer a minimum price with potential market upside for seed that meets specifications. The final price is set in late winter or early spring, historically exceeding the minimum contract price.

## How is it graded?

Seed is graded on germination and the presence of weeds and other crop seeds, which are common downgrading factors. Minimizing contamination maximizes returns.

## What is the payment process?

Growers receive an initial payment on delivery and a final payment after the final price is set. Lots failing contract specifications get reduced pricing and possible delays.

## What happens if I have a production failure?

No delivery commitments or buyouts are required in the event of a production failure.

## What type of conditions are forage and turf seed best suited to?

**Grasses:** Thrive in high moisture conditions.

**Alfalfa and clovers:** Prefer moderate moisture.

Some species have tolerance to salinity, alkalinity and acidity.

## Do I need special equipment?

Forage and turf seed can be grown with standard cereal and oilseed equipment. Many species require swathing.

## How does the establishment year work?

Species are typically seeded with a cover crop to help with establishment and provide revenue in the establishment year. Seed Production Specialists assist with species selection, seeding plans and management practices.

## What herbicides are available to manage weeds?

Herbicide options can be limited; start with a clean field and use pre-seed burndown. Seed Production Specialists provide recommendations for pre-seed and in-crop herbicide applications for each species.

## What pests and diseases can affect production?

Forage and turf seeds are less susceptible to many diseases like fusarium, aphanomyces, sclerotina and clubroot. Watch for cutworms, armyworms and leaf rust in grasses. Alfalfa may require multiple fungicide applications and careful insecticide use to protect pollinators.

## How do I harvest it?

Grass species are swathed in late July/August and combined 5-7 days after swathing; alfalfa and clover can be swathed or desiccated and direct harvested in September. Seed Production Specialists help with harvest timing and combine settings. Avoid preharvest glyphosate as it impacts germination.

## How is it handled and stored?

Grass seeds have low bushel weights but can be stored with standard equipment. Seed requires aeration after harvest to reduce moisture and cool. Turning over seed in bins ensures good airflow and even drying. Seed moisture charts are available on our website.

## Do I need to be a pedigreed seed grower?

Seed Production Specialists help manage requirements for the Canadian Seed Growers Association (CSGA) certification. We also produce some species that do not require certification.

## How long will a field be in production?

Duration depends on species: perennial and annual ryegrass produce for one season, tall fescue, timothy, alfalfa and clover produce for three seasons.

Learn more about producing seed for BrettYoung by visiting our website.



Visit our knowledge hub to find articles on agronomy, markets and industry news.



Sign up for BY Plus and check-off Seed Production to receive our quarterly updates.



# Perennial Ryegrass

Perennial ryegrass is a short-lived perennial grass with a shallow fibrous root system. It’s a low-growing, bunch-type grass with short, leafless stems. Perennial ryegrass is seeded one year and harvested the next, resulting in one year of seed production. It is typically underseeded with wheat or canola and is utilized in turf applications around the world.

## Field Selection

Perennial ryegrass responds well to moisture and nitrogen. The grass is adaptable to different soil types, growing in everything from light-textured sandy soils to heavy clay soils. The field you choose for your perennial ryegrass crop must be free of residual herbicides such as Edge®, Treflan® and others. It’s important to review the herbicide history of the field before planting—clean fields are important for minimizing weeds at harvest and earning top prices. Glyphosate application in the fall before planting will help eliminate perennial weeds.

## Seeding

Conventional seeding equipment can be used for your perennial ryegrass stand. Seeding at 8-10 lbs/acre with air drills, air seeders and hoe drills works well.

## Weed and Disease Control

Wild oats, cleavers and quackgrass are problem weeds. Wild oats, cleavers and other broadleaf weeds can be controlled with herbicides, but there’s no in-crop control for quackgrass.



## Harvesting

Perennial ryegrass must be swathed, typically in late July to early August. It’s earlier than most crops, splitting up your harvest workload. Harvesting perennial ryegrass usually happens about five to seven days after cutting, depending on the weather. Perennial ryegrass is considered dry at 12% moisture but can be harvested at 14% or 15% so long as aeration is used to cool the seed and remove excess moisture. Do not use heat as it can affect germination.

## Production Benefits

- Early harvest splits up fall workload
- Plant growth regulators can be used to improve yield and standability
- Increases soil organic matter
- Guaranteed minimum contract pricing with the opportunity to capture market upside
- Excellent profitability track record

Perennial Ryegrass Overview	
Seeding Rate	8 – 10 lbs/acre
Seeding Depth	Max ½ inch
Row Spacing	7 – 15 inches
Seed Production Life	1 year
Companion Crop	Wheat, oats, canola
Soil pH	5.5 – 8.0
Fertility	High nitrogen user
Swath Timing	Late July to early August
Harvest Timing	5 – 7 days after swathing
Seed Moisture	Dry is 12%
Seed Value (Est.)	\$0.70 – \$1.00 / lb
Seed Yield (Average)	500 – 1,500+ (850) lbs/acre
Cost of Production	Similar to spring wheat

## Plant Growth Regulators

Plant growth regulators have been shown to benefit perennial ryegrass seed production by decreasing plant height, reducing lodging and increasing seed yield when growing conditions support an average to above-average crop. Less plant biomass also allows for faster swathing and harvesting speed and generally improved crop handling.

Consult a Seed Production Specialist to discuss if your field is suitable and for application recommendations.

# Tall Fescue

Tall fescue is a long-lived perennial grass with a deep root system. It’s a cool season bunchgrass that is well adapted to high moisture and poor drainage. Tall fescue can tolerate adverse soil conditions including salinity, alkalinity and acidity; however, better seed production will occur on more productive land.

Tall fescue is widely used for turfgrass applications, including lawns and sports fields. It’s used in blends and its market continues to grow with improved tolerance to wear, heat and drought.

Tall fescue needs one year to establish and does not produce seed during that first year. After the establishment year, tall fescue will produce seed for two to three years, depending on the stand. The crop can be underseeded to wheat, canola or flax, or it can be established on its own.

## Field Selection

Tall fescue responds well to moisture and nitrogen. It’s adapted to different soil types and grows in everything from light-textured sandy soils to heavy clay soils. The field must be free of residual herbicides such as Edge® and Treflan®, and it’s important to review the field’s herbicide history before planting. Clean fields are important to maximize seed quality. Glyphosate application in the fall before establishment will help eliminate perennial weeds.

## Seeding

Conventional seeding equipment can be used. Seeding at 5-8 lbs/acre with an air drill, air seeder and hoe drill works well.

## Weed and Disease Control

Wild oats, cleavers and quackgrass are the worst weed problems. Cleavers and other broadleaf weeds can be controlled with herbicides, however, options for wild oat control in-crop are minimal and there is no in-crop control for quackgrass.

## Harvest

Tall fescue must be swathed, usually in late July to early August, which helps to split up the harvest workload. Some shattering will occur when swathing tall fescue, so it’s recommended to do it at night or early in the morning.

Harvesting usually occurs about five to seven days after cutting, depending on the weather. Tall fescue is considered dry at 12% moisture but can be harvested at 14% or 15% so long as aeration is used to cool the seed and remove excess moisture. Heat cannot be used as it can affect germination.

## Production Benefits

- Multiple crop years reduce workload during planting season
- Early harvest splits up fall workload
- Easy to swath and combine
- Good standability
- Increases soil organic matter
- Tolerance to salinity, alkalinity and acidity
- Break-crop effect benefits annual crops in rotation
- Guaranteed minimum contract pricing with opportunity to capture market upside
- Excellent profitability track record

Tall Fescue Overview	
Seeding Rate	5 – 8 lbs/acre
Seeding Depth	Max ¾ inch
Row Spacing	7 – 15 inches
Seed Production Life	2 – 3 years
Companion Crop	Wheat, canola, flax
Soil pH	5.0 – 8.0
Fertility	High nitrogen user
Swath Timing	Late July to early August
Harvest Timing	5 – 7 days after swathing
Seed Moisture	Dry is 12%
Seed Value (Est.)	\$0.70 – \$1.00 / lb
Seed Yield (Average)	500 – 1,400+ (700) lbs/acre
Cost of Production	Similar to spring wheat



# Annual Ryegrass

Annual (Westerwold) ryegrass is mainly used for annual hay or grazing applications but is also good for quick ground cover in some turf mixtures. Annual ryegrass is seeded in early spring and harvested mid-summer with similar management practices as wheat. It tolerates and thrives in excess moisture and is a great fit for mixed farms, as its straw can be used for feed and bedding, and its regrowth provides excellent fall grazing opportunities.

## Field Selection

Annual ryegrass grows well in most Western Canadian regions and is well-adapted to different soil types, growing in everything from light-textured sandy soils to heavy clay soils. The field must be free of residual herbicides such as Edge® and Treflan®, and it’s important to review the herbicide history of the field before planting. Clean fields are important for minimizing weeds at harvest and earning top prices for your crop. Glyphosate application in the fall prior to establishment will help eliminate perennial weeds.

## Seeding

Conventional seeding equipment can be used. Seeded at 15-18 lbs/acre, air drills, air seeders and hoe drills work well.

## Weed and Disease Control

Markets demand seed free of wild oats, quackgrass and volunteer canola. There are good herbicide options for the control of broadleaf weeds, but options for in-crop control of grasses are minimal. The selection of clean

fields is important to maximize seed quality. Annual ryegrass is not susceptible to common fungal diseases, so fungicides are not required.

## Harvesting

Annual ryegrass must be swathed. The number of days to reach full maturity is similar to barley.

Annual ryegrass is usually harvested seven to ten days after cutting using either conventional or rotary combines. Annual ryegrass is considered dry at 12% moisture but can be harvested at 14% so long as aeration is used to cool the seed and remove excess moisture. Don’t use heat as it can affect germination.

## Production Benefits

- Large root mass improves soil tilth and water infiltration while helping manage soil erosion
- Straw residue can be used for feed and bedding
- Regrowth provides high-quality fall grazing with excellent feed value and palatability



Annual Ryegrass Overview	
Seeding Rate	15 – 18 lbs/acre
Seeding Depth	Max ½ inch
Row Spacing	6 – 12 inches
Seed Production Life	1 year
Companion Crop	None
Soil pH	5.0 – 8.0
Fertility	Medium nitrogen user
Swath Timing	Late July to early August
Harvest Timing	7 – 10 days after swathing
Seed Moisture	Dry is 12%
Seed Value (Est.)	\$0.35 – \$0.55 / lb
Seed Yield (Average)	800 – 1,800+ (1,200) lbs/acre
Cost of Production	Similar to spring wheat

## Benefits of Baled Straw After Seed Harvest

The straw residue from annual ryegrass can be used for feed or bedding cattle. Feed quality will vary but will be up to 8 to 10% crude protein.

## Benefits of Regrowth After Seed Harvest

After the seed crop is harvested, annual ryegrass regrowth can be used for grazing or baling to provide late-season feed exceeding 65% digestible dry matter and 20% crude protein—delivering outstanding animal performance.

# Creeping Red Fescue

Creeping red fescue is a long-lived perennial with a short seed production stand life of one or two years. On rare occasions, the crop will allow for a third harvest. Creeping red fescue seed is used for forage, turf and reclamation purposes with the largest end-use market being low-maintenance turf applications.

## Field Selection

Creeping red fescue must be established in fields free of perennial weeds and as many other volunteer grass crops as possible. It can be grown on a wide range of soil types, including clay, loam and sandy loam soils when moisture is adequate. It tolerates soil acidity well and is somewhat tolerant to soil salinity.

Creeping red fescue tends to perform best in areas that receive high levels of precipitation, especially when the precipitation is received in fall or early spring. It's extremely important to review your past cropping history and herbicide use as creeping red fescue seedlings can be seriously injured by herbicide residue.

## Seeding

Most conventional seeding equipment can be used. Seeding rates vary from 1 to 5 lbs/acre.

## Weed & Disease Control

Wild oats, cleavers and quackgrass are the worst weed problems. Most broadleaf weeds can be controlled with herbicides; however, there is no in-crop control for quackgrass. A fungicide application may be required at flowering.

## Harvesting

Swathing of creeping red fescue is typically done late July to early August and is generally 20 to 30 days after pollination. Timing of swathing is field dependent, and seed head stage should be monitored often to avoid swathing too early

or too late. Seed moisture should be 12% or less before harvesting. If aeration (without heat) is available it may be harvested at higher moisture levels.

## Production Benefits

- Multiple crop years reduce workload during planting season
- Early harvest splits up fall workload
- Increases soil organic matter
- Break-crop effect benefits annual crops in rotation



Creeping Red Fescue Overview	
Seeding Rate	1 – 5 lbs/acre
Seeding Depth	Max ½ inch
Row Spacing	7 – 15 inches
Seed Production Life	2 years
Companion Crop	Wheat or none
Soil pH	5.0 – 6.5
Fertility	Low fertility requirements
Swath Timing	Late July to early August
Harvest Timing	7 – 10 days after swathing
Seed Moisture	Dry is 12%
Seed Value (Est.)	\$0.75 – \$1.25 / lb
Seed Yield (Average)	400 – 1,100+ (650) lbs/acre
Cost of Production	Low

# Timothy

Timothy is a long-lived, cool-season perennial bunchgrass with a fibrous root system. The crop performs very well under cool, moist conditions. Timothy is a commonly-used forage ingredient in most hay and pasture mixes and is also grown in pure stands, producing high-quality hay that is consumed domestically and exported globally.

## Field Selection

Timothy is a low-input crop that grows well on poorly drained, low-productivity soils. Timothy is fairly tolerant to flooding in the spring and the field it's planted in must be free of residual herbicides such as Edge® and Treflan®. It's important to review the field's herbicide history before planting, as clean fields are important to minimize weeds at harvest and earn top prices. Glyphosate should be applied in the fall prior to seeding to help eliminate perennial weeds.

## Seeding

Timothy is a very small seed that must be sown shallow into a firm seedbed. Cover crops such as wheat, oats, and flax may be used. Timothy is seeded at 2 lbs/acre.

## Weed and Disease Control

Herbicides are available to control broadleaf weeds; however, no herbicides are available for controlling grassy weeds. Once established, Timothy provides significant crop competition.

## Harvesting

Timothy must be swathed, typically in early August. It is earlier than most crops, which helps to split up harvest. Harvest timing for Timothy is five

to seven days after cutting, depending on the weather. Timothy is considered dry at 10% moisture but can be harvested at 14% or 15% and dried in an aeration bin. Don't use heat as it can affect germination. Timothy straw must be removed from the field at harvest.

## Production Benefits

- Multiple crop years reduce workload during the planting season
- Straw has relatively good feed value for livestock
- Increases soil organic matter
- Break-crop effect benefits annual crops in rotations
- Guaranteed minimum contract pricing with the opportunity to capture market upside
- Excellent profitability track record

Timothy Overview	
Seeding Rate	2 lbs/acre
Seeding Depth	Max ½ inch
Row Spacing	7 – 15 inches
Seed Production Life	3+ years
Companion Crop	Wheat, oats, flax or none
Soil pH	5.5 – 8.0
Fertility	Low fertility requirements
Swath Timing	Early August
Harvest Timing	5 – 7 days after swathing
Seed Moisture	Dry is 10%
Seed Value (Est.)	\$0.75 – \$1.50 / lb
Seed Yield (Average)	200 – 600+ (400) lbs/acre
Cost of Production	Low

# Alfalfa

Alfalfa is a long-lived, cool-season perennial legume. It’s grown around the world and is known for its exceptional forage quality and excellent productivity. Western Canada is well adapted to the production of alfalfa seed, supplying export markets around the world. It requires minimal fertilizer and helps improve soil fertility while increasing organic matter.

## Field Selection

Alfalfa is adapted to a wide range of soil conditions but yields best in well-drained soils. Starting with a clean field free of perennial weeds is very important to minimize weeds at harvest and earn top prices. Glyphosate applications in the fall preceding establishment will help eliminate perennial weeds. Fields with shelter from the wind are optimal for planting alfalfa as it will benefit bees during pollination.

## Seeding

Treat the alfalfa seed with a quality inoculant just before seeding. Seed alfalfa between 1 to 2 lbs/acre in 10-inch to 24-inch rows alone or with a cover crop like flax or cereals. Seed alfalfa no deeper than ½ inch into a firm, fine seedbed.

## Weed and Disease Control

Alfalfa’s low seeding rate and wide row spacing offer little competition to weeds. However, there are

herbicides registered for use in alfalfa. Alfalfa can be susceptible to leaf and stem diseases, so scouting fields regularly will help identify diseases so you can apply appropriate fungicides. Kochia, cleavers, Canada thistle and wild oats can be a problem in alfalfa fields, along with insect pressure, which you will most likely need to spray for.

## Pollination

Leafcutter bees are necessary for optimum seed set in alfalfa. Many seed growers use contract beekeeping services to pollinate the crop.

## Harvesting

After pollination, alfalfa seed takes about five to six weeks to mature. Swathing can occur when most of the seed pods are black or brown in colour. Straight combining is a popular option that helps reduce seed losses. To do so, the crop must be dried down with an approved desiccant or by a hard frost. The ideal seed moisture is 10%.

## Production Benefits

- Multiple crop years reduce workload during the planting season
- Low fertilizer requirements
- Can be swathed or desiccated and harvested
- Improves soil fertility and increases organic matter
- Break-crop effect benefits annual crops in rotations
- Guaranteed minimum contract pricing with opportunity to capture market upside
- Excellent profitability track record

Alfalfa Overview	
Seeding Rate	1 – 2 lbs/acre
Seeding Depth	Max ½ inch
Row Spacing	10 – 24 inches
Seed Production Life	3+ years
Companion Crop	Wheat, flax, Clearfield® canola
Soil pH	5.0 – 8.0
Fertility	Low fertility requirements
Swathing/Desiccation Timing	September
Harvest Timing	Mid to late September
Seed Moisture	Dry is 10%
Seed Value (Est.)	\$1.50 – \$2.50 / lb
Seed Yield (Average)	250 – 600 (350) lbs/acre
Cost of Production	Similar to canola



# Clover

Clover species are short-lived, perennial legumes grown across the Prairies. They are generally quick to establish and produce high-quality forage. Primary clover uses include hay, silage and soil improvement due to nitrogen fixation, and its ability to grow in a wide range of soils and climates. The primary clover species grown for seed in Western Canada are red, sweet and alsike.

## Field Selection

Clover should be established with a cover crop such as wheat, flax or oats. Canola is not a recommended cover crop as volunteer seeds may germinate during the year of production, causing concern with export regulations.

Clover yields best in well-drained soils. When selecting fields, it's important to review the herbicide history as chemical residues can affect germination. Select a clean field that's free of perennial weeds like Canada thistle.

## Weed & Disease Control

Herbicides are available to control broadleaf and grassy weeds, but options are limited. Once established, clover offers significant weed competition.

## Seeding

Clover seed must be treated with the proper inoculant before planting. Conventional seeding equipment can be used. Clover must be seeded into a moist, firm seedbed at a rate ranging from 1 to 8 lbs/acre.

## Pollination

Clover must be cross-pollinated to produce seed. Consistent yields are obtained by locating honeybees nearby to pollinate the field. Native pollinators such as bumblebees also aid in seed production.

## Harvesting

Clover can be either swathed or desiccated and straight combined. Seed can shatter easily, so proper harvest timing is critical. Seed can safely be stored at 10% moisture.

## Production Benefits

- Low fertilizer requirements
- Can be swathed or desiccated and harvested
- Improves soil fertility and increases organic matter
- Break-crop effect benefits annual crops in rotation

Clover Overview	
Seeding Rate	1 – 8 lbs/acre
Seeding Depth	½ to ¾ inch
Row Spacing	10 – 12 inches
Seed Production Life	1 – 2+ years depending on the species
Companion Crop	Wheat, flax, oats
Soil pH	5.5 – 8.0
Fertility	Low fertility requirements
Swathing/Desiccation Timing	Sweet and red mid-August, red mid-September
Harvest Timing	7 – 14 days after swathing/desiccation
Seed Moisture	Dry is 10%
Seed Value (Est.)	\$1.00 – \$2.00 / lb
Seed Yield (Average)	250 – 600+ (350) lbs/acre
Cost of Production	Low

# Native Seeds and Forage Grasses

In addition to more commonly grown forage and turf species, BrettYoung also produces and markets a range of native seeds and other forage grasses. These species offer growers unique production opportunities which can generate higher per acre returns for growers.

Contact your Seed Production Specialist to learn more.

## List of species:

- Prairie Junegrass
- Wheatgrasses
- Bluegrasses
- Spike Trisetum
- Fescues
- Needle & Thread
- Tufted Hairgrass
- Sloughgrass
- Wildrye
- Green Needlegrass
- Bromegrass
- Others





## Contact BrettYoung for more information.

BrettYoung HEAD OFFICE  
Box 99 St. Norbert Postal Stn  
Winnipeg, MB  
Canada R3V 1L5  
Toll-Free (Winnipeg): 800-665-5015  
Toll-Free (Rycroft): 800-661-1289

**BrettYoung™**  
SEED PRODUCTION



Platinum  
member

BrettYoung.ca  
  @BrettYoungSeeds